



***STAGESTEP***  
Flooring Solutions

**2011-2012**



**FLOORING FOR DANCE, THEATRE & THE PERFORMING ARTS**

800-523-0960 (Toll free in the U.S. & Canada) • 215-636-9000 • [www.stagestep.com](http://www.stagestep.com) • [stagestep@stagestep.com](mailto:stagestep@stagestep.com)

## Table of Contents

### HOW TO BUY A FLOOR

How to Buy a Floor .....	3
What Do I Need to Know .....	4
The Best Floor for How You Move .....	5

### FLOORING SURFACES

At Home & On Tour .....	6
Rave.....	7
Super Bravo B & Super Bravo Classic .....	8
Quietstep .....	9
Timestep Collection .....	10-11
Woodstep Collection .....	12-13
Encore Collection .....	14-15
The Compass Flooring System™ .....	16-17
Hardwood Flooring System .....	18-19

### SUBFLOORS

Staging/Rentals .....	20
Springstep I, II, III.....	21
Springstep IV Collection .....	22-23

MSDS RATINGS .....	24
--------------------	----

### FLOORCARE & MAINTENANCE

Floor Troubleshooting.....	25
Flooring Installation .....	26
Flooring Supplies .....	27-28
Maintenance & Cleaning .....	29-30
Beyond Maintenance .....	31-33

SHIPPING & ORDERING INFORMATION.....	34-35
--------------------------------------	-------

## A Message from the President



Every once in a while, there is a breakthrough that raises the barre on expectations and performance. That breakthrough in flooring is here, and it is called **Super Timestep**.

**Super Timestep** has the flexibility of a marley type floor, the stability of a heavy duty foam backed floor, and can withstand abuse that would crack, crease or destroy most flooring. **Super Timestep** is a multi-purpose flooring that is easy to install, can be used as a portable or permanent flooring, and features a unique energy transfer layer that allows energy to be absorbed by the floor's bottom layer, leaving the top wear surface unmarred. While no floor is indestructible, **Super Timestep** comes the closest we have seen in forty years. It is in stock and exclusive with Stagestep. Request a sample and see for yourself. (See pages 10-11.)

We are also very excited about two reformulated products; **Tapemate**, a solution to remove adhesive, gum, etc. from floors; and **Wipeout**, our spot remover that deals with scuffs and dye marks. They are both now eco-friendly and are extremely useful in keeping your floors looking new. (See page 30.)

Finally, a reminder to those who tap. Aluminum compound taps will leave black streaky marks (actually aluminum dust) on your floor that is tough to get up, but easily sticks to clothing and body parts. Stagestep is the only company that has addressed this issue. **Tapshield** goes directly on taps and prevents the transfer of aluminum compound to the floor. (See page 29.) **Tap Armor Finish** goes on the floor and dramatically reduces the problem. (See page 30.) Check online for our extensive maintenance tips and suggestions and remember you can always call us for advise and consultation at **1-800-523-0960**.

Our new online store features pricing that is inclusive of shipping and handling, as is the pricing in this book, except for flooring and subfloors, or where indicated.

Sincerely,

F. Randolph Swartz  
President

### OFFICIAL FLOOR OF:



# How to Buy a Floor

## Where do I begin?

Most people have little experience in determining what kind of flooring system is best for what you want to do. We at Stagestep are here to help.

To get you started, here are three lists of questions and one list to prioritize your purchasing considerations. By answering these questions and listing your priorities, you are well on your way to selecting the best flooring system for you.

- List your needs
- Describe your space
- Define the circumstances of the space
- Clarify purchasing considerations

### CONSIDER THE CIRCUMSTANCES BELOW

1. Renting or owning?
2. New construction or renovation?
3. Long term or short term use?
4. Portable, permanent, or semi-permanent? (*How long will the new floor be in the space?*)

### DEFINE THE SPACE

1. What kind of floor or slab is currently in the space?
2. What is the slab/floor's current composition?
3. Where is the space (*basement, first floor*)?
4. What is the length and width of the space (*in feet or meters*)?
5. Are there any unusual structures in the space – columns, doors, jog in/outs, radiators, steps, windows, equipment?
6. What is the ceiling height?

### FLOORING USE

1. What activities will take place on the floor?
2. Is the space under supervision while in use?
3. Will the space be occasionally used for other activities such as receptions?
4. Will equipment be used or placed on the floor?

### OTHER FACTORS

1. Does the flooring system have a means of reducing vibration after impact?
2. Can the system be modified easily for special conditions (multi purpose/heavy equipment)?
3. Is the surface consistent?
4. How do I repair damaged areas without replacing the whole floor?
5. What type of maintenance is required?
6. Can I take the floor or flooring system with me if I move?

### PURCHASING CONSIDERATIONS

- |                            |                        |   |                            |
|----------------------------|------------------------|---|----------------------------|
| A. Price                   | E. Options             | H. Appropriate Surface and Subfloor for Use | K. Non-Slip Characteristic |
| B. Guarantee               | F. Maintenance Program | I. Appearance                               | L. Energy Absorption       |
| C. Availability of Product | G. Product Support     | J. Wear Characteristic                      | M. Financing               |
| D. Company Expertise       |                        |   | N. Installation            |

# What Do I Need To Know?

- Absorption of energy
- Lateral foot support
- Resilient energy
- Other factors

## WARNING

Any floor/floor system that you can squish together in your hands (feels soft) can be dangerous due to lack of lateral foot support.

## ABSORPTION OF ENERGY

All movement activity generates energy. Energy directly returned to the body can result in shin splints, back and knee problems, fatigue, strains, and even broken bones. A non-energy absorbent floor or flooring system is dangerous. It can result in injury and law suits. Concrete is non-energy absorbent. Any substance put directly on concrete does not remove you from the concrete unless it contains air (like foam). Basket weave and foam sprung floating subfloors provide shock absorbent characteristics that eliminate the problems associated with hard, non-absorbent floors.

No floor can be the most absorbent and the most resilient at the same time. There is only so much energy and it can only be diffused in varying relationships of absorption and resilience. We call that “feel” and it affects performance. Different surfaces and subfloors have different “feels,” each appropriate for different styles of dance.

## LATERAL FOOT SUPPORT

Perhaps the most important and most overlooked attribute of a floor is lateral foot support. Without lateral foot support, you can not maintain balance. Today, the leading cause of injury is not shin splints but ankle injury, due in part to flooring systems that rely solely on absorbent materials or systems that are too spongy.

A term you may come across is **point elastic**, meaning deflection of the floor at the point of impact. The greater the deflection, the more unstable the floor.

## RESILIENT ENERGY

In addition to absorbency, energy can be dissipated by resiliency—think of a diving board or trampoline. Energy transfers from the body to a subfloor that deflects and safely returns energy (spring). Wood is the best of the resilient materials.

**Call us with your questions. We will have the answers and the numbers that go with them.**

## Non-slip

Safety is the number one issue with dancers and their teachers when it comes to floors. The first safety concern is the non-slip characteristic of the surface. Ballet dancers need very non-slip surfaces while modern dancers in bare feet need smooth giving surfaces so the floor does not cause injury to the bottom of their feet. Tappers need some give, yet also need the assurance under foot of a non-slip surface. Ballroom and theatre dance require a “fast” (less non-slip) surface. What to do?

In an ideal world, each dance discipline would have its own unique floor surface. Since this is unlikely, Stagestep offers floors that can be “adjusted” to meet the average needs of different dance disciplines. We also have finishes and treatments that can modify a floor surface to be more accommodating to other dance styles.

**Check chart on page 5, identify your primary use and call us for advice. With 40 years of serving the dance and theatre community, no one compares with Stagestep’s experience and expertise.**

## Safety and Shock Absorbency

The second safety concern dancers have is the ability of the floor to absorb and dissipate energy, and/or safely return energy (resilient energy). If the floor fails to absorb or safely return energy, the body becomes the shock absorber, resulting in fatigue, pain, and injury. A performer’s nemesis is concrete or any other surface that is hard and unyielding.

The guaranteed way to get injured is to work on an unyielding, non-shock absorbing flooring system. Concrete is your enemy. Stagestep features roll out floors and subfloor systems that protect the body from stress fractures, excessive fatigue, and joint stress.

# The best floors for how you move

## Primary Use

I = Ideal  
E = Excellent  
VG = Very Good  
G = Good  
C = Conditional  
X = Not Recommended

\* Sound reduction produces less than performance quality results.

\*\* With the use of Slip NoMor Finish

\*\*\* Not recommended for use with pointe shoes.

\*\*\*\* Surfaces available in Compass format.

FLOOR SURFACES	Ballet	Tap	Hip-hop Modern	Theatrical Folk/Ethnic Jazz	Character	Ballroom	Multi Purpose
ENCORE/ ENCORE ELITE	C***	I	I	I	I	I	VG
HARDWOOD ****							
FLOORING SYSTEMS	E**	I	I	I	I	I	E
QUIETSTEP	I	C*	E	I	G*	G	VG
RAVE	E	X	I	I	X	C	C
SUPER BRAVO B & SUPER BRAVO CLASSIC	E	X	I	I	VG	G	G
SUPER TIMESTEP	I	E	E	I	I	E	I
TIMESTEP ****	VG	E	I	E	I	E	I
TIMESTEP T	VG	E	I	E	I	E	I
WOODSTEP	VG**	VG	VG	E	I	VG	E
WOODSTEP PLUS	VG**	C*	E	E	VG*	G	VG
WOODSTEP ULTRA	VG**	C*	E	E	VG*	G	I

## Subfloors

- **Compass Portable Floating Wood Subfloor**
- **Springstep IV Complete Subfloor System for Studios and Stage**
- **Easy to Install**
- **Multi-Purpose**

### FLOATING WOOD SUBFLOORS

Stagelight offers five different floating wood subfloors (with customized variations) to absorb, dissipate, and provide safe resilient energy return. **Compass**, a portable floating wood subfloor, requires no tools to assemble (pages 16-17).

All floor surfaces without foam underlayment provide no relief from a hard concrete slab. Check the following flooring charts for relative characteristics and the ideal combination for your movement activity.

**Springstep IV**—Easy to assemble panels, no tools required. Assembles in 1/3 the time of a standard sprung floor (pages 22-23).

### DANCE FLOORS WITH SELF-CONTAINED SUBFLOOR

Stagelight offers two rollout floors that have heavy-duty wear surfaces and high density foam underlayments. They can be installed directly over concrete and have very good absorbency, excellent performance, but reduce the level of sound generated. They are rated ideal for residual vibration and are excellent multi-purpose use flooring.

**Woodstep Plus** and **Woodstep Ultra** (pages 12-13) available in oak woodgrain pattern. **Encore** (pages 14-15), our hardwood flooring system, has a built-in floating wood subfloor.

## Performance & Characteristics

I = Ideal • E = Excellent • VG = Very Good • G = Good • C = Conditional • X = Not Recommended

SUBFLOORS	Ballet	Tap	Hip-hop Modern	Theatrical Folk/Ethnic Jazz	Character	Ballroom	Multi Purpose	Absorbency	Resiliency	Amplification	Elimination of Residual Vibration
SPRINGSTEP I	E	I	I	E	E	X	E	VG	I	I	G
SPRINGSTEP II	I	E	E	I	I	E	I	E	E	E	E
SPRINGSTEP III	E	X	E	E	VG	I	E	I	VG	C	I
SPRINGSTEP IV, IV-B, IV-C	I	E	E	I	I	VG	I	E	E	E	E
SPRINGSTEP IV-A	VG	X	VG	E	E	I	E	I	VG	C	I
COMPASS	E	I	E	E	E	I	E	I	E	I	I

See pages 21-23 for Springstep information.

Foam that gives easily under foot will not provide good lateral foot support. Balance can be lost and ankle injuries can result.

\* Reduces sound significantly.

All Springstep subfloors provide ideal lateral foot support to keep you balanced.

Enhanced performance deals with sound amplification, jumping support, balance, and residual vibration. The ability of a subfloor to absorb post impact vibration is important because keeping the floor still makes it easier to balance.

# AT HOME & ON TOUR

## FLOORING (All floors available in larger configurations.)

**TIMESTEP MAT** (See pages 10-11 for product details.)

8' x 6.56' (2.44 lm x 2 lm) .....\$130.

**TIMESTEP T MAT** (See pages 10-11 for product details.)

4' x 6.56' (1.23 lm x 2 lm) .....\$58.

8' x 6.56' (2.44 lm x 2 lm) .....\$107.

**WOODSTEP PLUS MAT** (See page 12-13 for product details.)

4' x 6.56' (1.23 lm x 2 lm) .....\$178.

8' x 6.56' (2.44 lm x 2 lm) .....\$346.

**WALL-MOUNTED MIRRORS** Lightweight, glassless\*\*, non-distortion mirror is more reflective than glass and is non-fogging. Wall-mounted mirrors are easy to install with accompanying double face tape and mounting brackets.

4' x 6' (1.23 lm x 1.83 lm) .....\$375.

4' x 8' (1.23 lm x 2.44 lm) .....\$400.

## WALL-MOUNTED ADJUSTABLE BALLET BARRE

Aircraft-grade aluminum with scratch-resistant, black acrylic coating for added comfort. Includes wall unit and one barre.

6' (1.83 lm) section single barre ..... \$110.

6' (1.83 lm) section double barre ..... \$195.

Note: Installation hardware (screws, etc.) not included.



## Mat + Wall-Mounted Ballet Barre + Mirror = Save 20%!\*

The home studio offers a safe environment over existing floors. Ideal for any home, the portable floor, ballet barre, and mirror can be customized to meet any space and need. Purchase all three items at the same time and receive a 20% discount.\*


\* To be eligible for the customizable home studio 20% discount, flooring size may not exceed 13' x 15' (3.96 lm x 4.57 lm), ballet barre total length may not exceed 12' (3.66 lm), and number of mirrors may not exceed 3.

\*\* Mylar stretched and vacuum sealed over aluminum frame. 1" thick.

All prices include shipping & handling in the Continental U.S.A. For shipping outside of the Continental U.S.A., please contact Stagestep representative.

## TAP IN A TUBE

A professional multi-purpose portable heavy-duty Timestep practice floor in its own storage tube with a roll of tape. Everything you need to protect your floors at home. Just roll it out, tape the corners, and you are ready to practice. It can handle any style dance – and is available in marbled grey, marbled tan and solid black.



4' x 6.56' (1.23 lm x 2 lm) - \$70.

## TAP MAT

The portable Tap Mat is a solid bamboo rollout slated floor with beveled edge and great sound for tap.



This heavy-duty, long lasting floor is easy to maintain and comes with its own reusable canvas travel bag.

**Professional**  
4' x 6' (1.23 lm x 1.83 lm)  
.36 inches (9mm) thick - \$265.

**Student**  
3.5' x 4' (1 lm x 1.23 lm)  
.25 inches (5mm) thick - \$160.

## TAP BOARD

Great sound at home with an improved look and finish with a 5/8" thick Wood/Timestep laminated tap surface and 3/4" high-density foam shock layer.



Computer-manufactured with beveled to protect dancers and built-in handle. It can fit in a closet, under a bed, and in the trunk of your car for travel. It is lightweight and great over virtually any floor surface.

4' x 2' (1.23 lm x .61 lm) .....\$60.

4' x 3' (1.23 lm x .91 lm) .....\$85.

## FLOOR TOURING BAG

Works with any roll-up flooring. Keeps your floor clean and reduces transport damage. Handles make picking up and moving your floor a breeze. Reinforced heavy-duty canvas bag holds up to a 6.56' (2 lm) wide roll of flooring.



Features industrial strength zipper and three webbed handles. Can accommodate up to 250 pounds. Comes with a three year wear guarantee.

6.56' (2 lm) long - \$125.

# Rave

New lightweight portable or permanent flooring with a full spectrum color palette that will tickle the senses and make for a dramatic design statement. A fiberglass lining offers stability and great lie-flat to subfloor. Ideal for all dance and theatrical activities, **except tap**. Recommended for ballet, jazz, and contemporary dance.

- Lightweight
- Great lie flat
- Economical

## STOCK COLORS



## CUSTOM COLORS Full Rolls 6-10 weeks for delivery



## RAVE

WIDTH	6.56' (2 lm)
FULL ROLL LENGTH	82' (25 lm)*
THICKNESS	.08" (2 mm)
WEIGHT	3.5 lbs. per sq. yd. (1.90 kg per sq. meter)
PRICE	\$13. per sq. yd. (\$1.44 per sq. ft.) for custom cut lengths to the nearest foot
MATERIAL	<ul style="list-style-type: none"> <li>• 100% virgin PVC with fiberglass lining.</li> <li>• No fillers.</li> </ul>
LIFE EXPECTANCY	• Up to <b>10 years</b>
GUARANTEE	• <b>5 years</b> against wear



### INSTALLATION

Rave can be installed directly on a floating wood subfloor, stage or hardwood surface, temporarily, semi-permanently, or permanently using top tape, double-faced tape, adhesive, or ReUselt. (See page 27.)

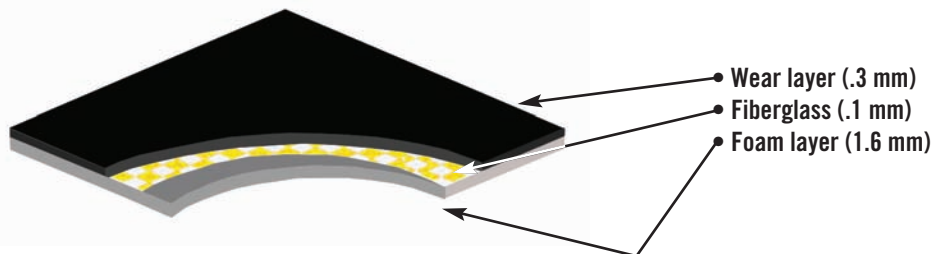
### MAINTENANCE

Clean weekly, using Proclean a detergent/degreaser that does not leave a residue (see page 29). For information regarding non-slip floor finish and cleaner, see page 31.

### WARNINGS

- Do not use alcohol, ammonia, acetone, bleach, or solvents to clean surface. Consult with Stagesep prior to using any product not recommended.
- Direct exposure to sunlight can cause reduced life expectancy due to UV radiation.

**MSDS RATINGS:** See page 24.



\* Full roll lengths are subject to change.

Prices do not include shipping and handling. For shipping & handling quotes, please contact a Stagesep representative.

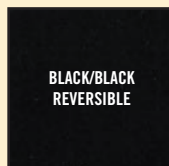
# Super Bravo B • Super Bravo Classic



New and improved reversible, lightweight, portable “marley-type” flooring. Now in wider widths and heavy duty wear surfaces. A fiberglass lining improves stability and offers better lie-flat to subfloor. Superior work surface for jazz, modern, ballet, and other movement activities. (Not recommended for tap.)

- Lightweight
- Economical
- Reversible
- Easy maintenance
- Super lie flat


## SUPER BRAVO B



## SUPER BRAVO CLASSIC



\* Full roll lengths are subject to change.

	SUPER BRAVO B	SUPER BRAVO CLASSIC
<b>WIDTH</b>	6.56' (2 lm)	6.56' (2 lm)
<b>FULL ROLL LENGTH</b>	98' (30 lm)*	98' (30 lm)*
<b>THICKNESS</b>	.06" (1.6 mm) with fiberglass lining	.06"(1.6 mm) with fiberglass lining
<b>WEIGHT</b>	4 lbs. per sq. yd. (2.17 kg per sq. meter)	4 lbs per sq. yd. (2.17 kg per sq. meter)
<b>PRICE</b>	 \$16. per sq. yd. (\$1.78 per sq. ft.) for custom cut lengths to the nearest foot	\$17. per sq. yd. (\$1.89 per sq. ft.) for custom cut lengths to the nearest foot
<b>MATERIAL</b>	<ul style="list-style-type: none"> <li>• 2 layer laminant</li> <li>• 100% virgin PVC.</li> <li>• Fiberglass lining between layers</li> <li>• No Fillers</li> </ul>	<ul style="list-style-type: none"> <li>• 2 layer laminant</li> <li>• 100% virgin PVC.</li> <li>• Fiberglass lining between layers</li> <li>• No Fillers</li> </ul>
<b>LIFE EXPECTANCY</b>	• Up to <b>10 years</b>	• Up to <b>10 years</b>
<b>GUARANTEE</b>	• <b>5 years</b> against wear	• <b>5 years</b> against wear

### INSTALLATION

While these floors can be permanently installed with Stagestep adhesive, most installations are semi-permanent, using double-faced tape, or our ReUselt System (see page 27).

### SUBFLOOR

The ideal subfloor for Bravo is a floating wood subfloor (Springstep). Installation on concrete (or other rock hard slabs) will not reduce shock. Installation on carpet can result in the floor “wrinkling” when working on it. Consult with Stagestep for the best results.

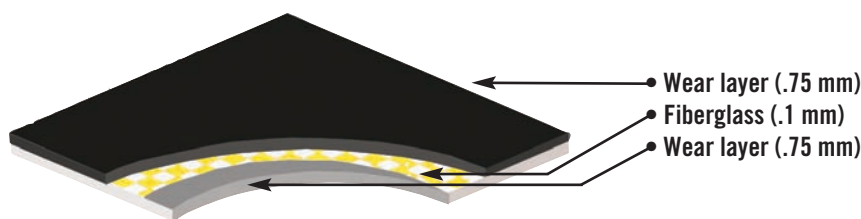
### MAINTENANCE

Clean weekly, using Proclean a detergent/degreaser that does not leave a residue (see page 29). For information regarding Slip NoMor Maintenance System and cleaner (see page 31).

### WARNINGS

- Do not use alcohol, ammonia, acetone, bleach, or solvents to clean surface. Consult with Stagestep prior to using any product not recommended.
- Direct exposure to sunlight can cause reduced life expectancy due to UV radiation.

**MSDS RATINGS:** See page 24.



Prices do not include shipping and handling. For shipping & handling quotes, please contact a Stagestep representative.

# Quietstep


Portable or permanent resilient flooring for studio, stage, and touring. Provides additional cushioned response for wood subflooring and reduces sound. Provides additional insulation for a warmer floor surface. Surface can also be treated for differing degrees of non-slip. Use with floating wood subfloor or on stage. Excellent for jazz, modern, ballet, theatrical, and martial arts.

- Resilient flooring
- Ideal ballet floor
- Reduces sound
- Non-slip
- Portable or permanent

## STOCK COLOR



## CUSTOM COLORS Full Rolls 6-10 weeks for delivery



\*Full roll lengths are subject to change.



## QUIETSTEP

<b>WIDTH</b>	6.56' (2 lm)
<b>FULL ROLL LENGTH</b>	65' (20 lm)*
<b>THICKNESS</b>	.126" (3.2 mm)
<b>WEIGHT</b>	6 lbs. per sq. yd. (3.25 kg per sq. meter)
<b>PRICE</b>	<div style="text-align: center;"> </div> \$25. per sq. yd. (\$2.79 per sq. ft.) for custom cut lengths to the nearest foot
<b>MATERIAL</b>	<ul style="list-style-type: none"> <li>• PVC vinyl with PVC closed cell high density foam backing and fiberglass layer</li> </ul>
<b>LIFE EXPECTANCY</b>	<ul style="list-style-type: none"> <li>• Up to 18 years</li> </ul>
<b>GUARANTEE</b>	<ul style="list-style-type: none"> <li>• 7 years against wear</li> </ul>

## INSTALLATION

Quietstep can be installed directly on a floating wood subfloor or hard wood surface, temporarily, semi-permanently, or permanently. They can be installed over wood flooring, using double-faced tape, adhesive, or ReUseIt (see page 27).

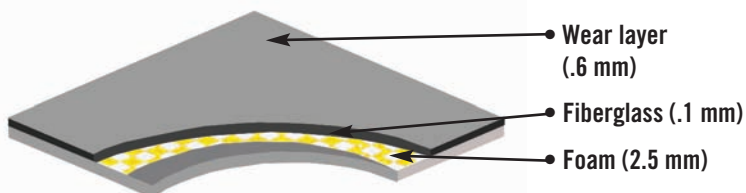
## MAINTENANCE

Clean weekly, using Proclean, a detergent/ degreaser that does not leave a residue (see page 29). For information regarding non-slip floor finish and cleaner, see page 31.

## WARNINGS

- Do not use alcohol, ammonia, acetone, bleach, or solvents to clean surface. Consult with Stagesep prior to using any product not recommended.
- Direct exposure to sunlight can cause reduced life expectancy due to UV radiation.
- Quietstep solid grey should be used with Slip NoMor Finish.

**MSDS RATINGS:** See page 24.



Prices do not include shipping and handling. For shipping & handling quotes, please contact a Stagesep representative.

# Timestep Collection




The ultimate multi-purpose floor ideally suited for all movement activity including tap, clogging, ballet, modern, character, ballroom, jazz, and flamenco. Heavy duty portable and permanent flooring for stage, touring and studio. Can handle heavy scenery and props. Surface can be treated for differing degrees of non-slip.

- Heavy duty
- Multi-purpose
- Tap floor and much more
- Ultimate studio floor
- Permanent or portable

**CUSTOM COLORS**  
Full Rolls  
6-10 weeks for delivery



9240 Timestep Only




9340 Timestep and Timestep T




9200 Timestep and Timestep T




9180 Timestep and Timestep T




8580 Timestep only



9080 Timestep and Timestep T



9220 Timestep and Timestep T



9040 Timestep and Timestep T



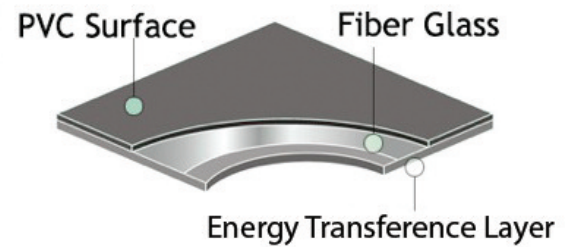

9170 Timestep Only

Marbleized colors represented in this catalogue may not be an exact match to the actual flooring. Request sample if color match is critical.

## SUPER Timestep

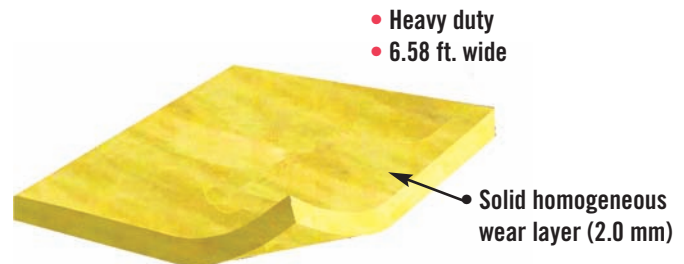

The ultimate multi-purpose studio and tour floor. Flexibility of a marley-type floor and virtually indestructible. Great for all styles of dance.

### STOCK COLORS



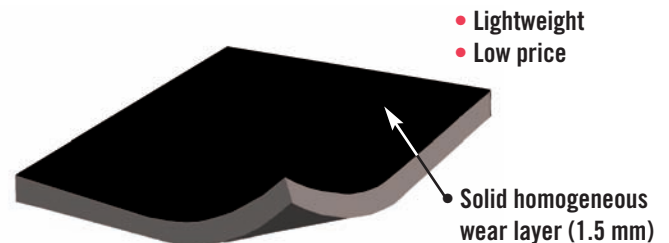
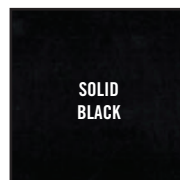
## Timestep

### STOCK COLORS



## Timestep T\*


### STOCK COLORS



\*Do not use ReUselt with Timestep T during installation. Use adhesive tape only.

NOTE: Make sure the smooth surface is up and foam or textured surface is down when installing.

# Timestep Collection

	SUPER Timestep	Timestep	Timestep T
<b>WIDTH</b>	6.56' (2 lm)	6.56' (2 lm)	6.56' (2 lm)
<b>FULL ROLL LENGTH</b>	65' (20 lm)*	65' (20 lm)*	90' (27.5 lm)*
<b>THICKNESS</b>	.09" (2.3 mm)	.08" (2 mm) homogeneous wear layer	.06" (1.5 mm) homogeneous wear layer
<b>WEIGHT</b>	5.5 lbs. per sq. yd. (2.98 kg per sq. meter)	5 lbs. per sq. yd. (2.71 kg per sq. meter)	4 lbs. per sq. yd. (2.17 kg per sq. meter)
<b>PRICE</b>	 \$29. per sq. yd. (\$3.22 per sq. ft.) for custom cut lengths to the nearest foot	\$23. per sq. yd. (\$2.56 per sq. ft.) for custom cut lengths to the nearest foot	\$18. per sq. yd. (\$2.00 per sq. ft.) for custom cut lengths to the nearest foot
<b>MATERIAL</b>	<ul style="list-style-type: none"> <li>• 100% virgin PVC</li> <li>• Fiberglass-lined</li> <li>• No factory finish</li> </ul>	<ul style="list-style-type: none"> <li>• 100% virgin PVC</li> <li>• No Lamination</li> <li>• No factory finish</li> </ul>	<ul style="list-style-type: none"> <li>• 100% virgin PVC</li> <li>• No Lamination</li> <li>• No factory finish</li> </ul>
<b>LIFE EXPECTANCY</b>	• 18 to 22 years	• Up to 18 years	• Up to 10 years
<b>GUARANTEE</b>	• 7 years against wear	• 7 years against wear	• 5 years against wear

## INSTALLATION

Timestep can be installed directly on a floating wood subfloor or hard wood surface, temporarily, semi-permanently, or permanently. It can be installed over wood flooring, using double-faced tape, adhesive, or ReUseIt (see page 27).

## MAINTENANCE

Clean weekly, using a detergent/degreaser (Proclean - See page 29.) that does not leave a residue. Heavy tap use may require a protective finish. For information regarding non-slip floor finish and cleaner, see page 31.

## WARNINGS

- Do not use alcohol, ammonia, acetone, bleach, or solvents to clean surface. Consult with Stagesep prior to using any product not recommended.
- Direct exposure to sunlight can cause reduced life expectancy due to UV radiation.

• Aluminum compound taps can disintegrate on flooring, leaving a black/grey residue. See maintenance instructions online at <http://www.stagestep.com>. To avoid this residue, use aluminum or steel taps. Use Slip NoMor Maintenance System to reduce problem.

**MSDS RATINGS:** See page 24.

\* Full roll lengths are subject to change.

Prices do not include shipping and handling. For shipping & handling quotes, please contact a Stagesep representative.

# Woodstep Collection

Slightly textured, heavy duty surface. Exceptionally realistic wood design combines form, function, and ease of installation. Resists wear and tear. Use in conjunction with floating wood subfloor or on stage. Recommended for ballet, tap, jazz, modern dance, and virtually all movement activities. (Defective taps can cause scratches which will show because of the wood grain.) Great for dance and multi-purpose activities. Woodstep Plus and Woodstep Ultra will reduce sound of tap and clogging but can be installed without a subfloor.

**FOR TAP, IT IS RECOMMENDED TO USE SLIP NOMOR MAINTENANCE SYSTEM TO REDUCE ALUMINUM COMPOUND BUILD UP.**

- Heavy duty
- It really looks and feels like wood without the high maintenance expense
- Excellent for professional and home use

## WOODSTEP



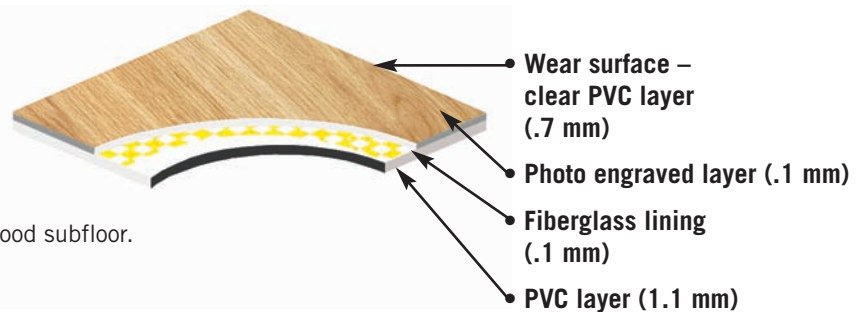
## WOODSTEP PLUS & WOODSTEP ULTRA



## WOODSTEP

2.0 mm thick!

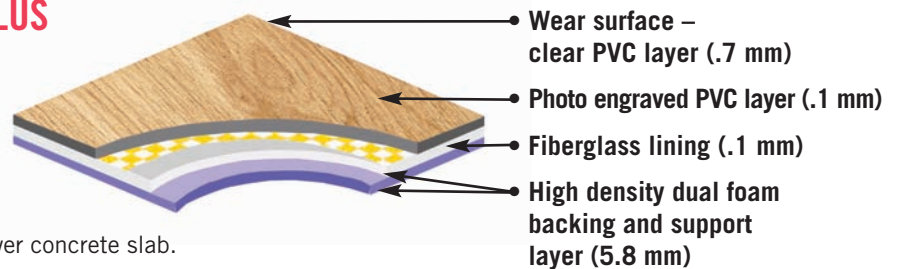
Use over floating wood subfloor.



## WOODSTEP PLUS

6.7 mm thick!

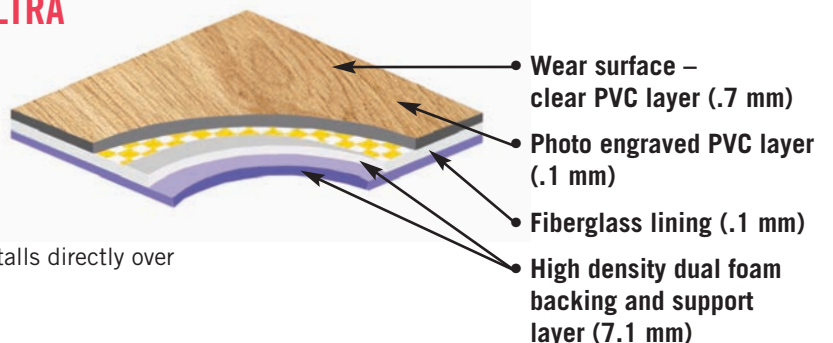
Installs directly over concrete slab.




## WOODSTEP ULTRA

8.0 mm thick!

For high impact installs directly over concrete slab.



# Woodstep Collection

	WOODSTEP	WOODSTEP PLUS	WOODSTEP ULTRA
<b>WIDTH</b>	6.56' (2 lm)	6.56' (2 lm)	6.56' (2 lm)
<b>FULL ROLL LENGTH</b>	65' (20 lm)*	60' (18.5 lm)*	60' (18.5 lm)*
<b>THICKNESS</b>	.08" (2 mm)	.264" (6.7 mm)	.315"(8 mm)
<b>WEIGHT</b>	6.5 lbs. per sq. yd. (3.53 kg per sq. meter)	7.7 lbs. per sq. yd. (4.18 kg per sq. meter)	8.5 lbs per sq. yd. (4.61 kg per sq. meter)
<b>PRICE</b>	 \$38. per sq. yd. (\$4.22 per sq. ft.) for custom cut lengths to the nearest foot	\$56. per sq. yd. (\$6.22 per sq. ft.) for custom cut lengths to the nearest foot	\$65. per sq. yd. (\$7.22 per sq. ft.) for custom cut lengths to the nearest foot
<b>MATERIAL</b>	<b>High tech four layer floor</b> <ul style="list-style-type: none"> <li>• Wear surface – clear PVC layer</li> <li>• Photo engraved PVC layer</li> <li>• Fiberglass net layer</li> <li>• PVC layer</li> </ul>	<b>Five layer PVC flooring</b> <ul style="list-style-type: none"> <li>• Clear PVC wear surface, photo engraved PVC layer, fiberglass lining, PVC layer, high density foam</li> </ul>	<b>Five layer PVC flooring</b> <ul style="list-style-type: none"> <li>• Clear PVC wear surface, photo engraved PVC layer, fiberglass lining, PVC layer, high density foam</li> </ul>
<b>LIFE EXPECTANCY</b>	• Up to <b>18 years</b>	• Up to <b>18 years</b>	• Up to <b>18 years</b>
<b>GUARANTEE</b>	• <b>7 years</b> against wear	• <b>7 years</b> against wear	• <b>7 years</b> against wear

## INSTALLATION

**Woodstep** can be installed directly on a floating wood subfloor or hard wood surface, temporarily, semi-permanently, or permanently. It can be installed over wood flooring using double-faced tape, adhesive, or ReUselt (see page 27).

**Woodstep Plus/Ultra** installs loose lay for temporary use, with double-faced tape or ReUselt (see page 27) for semi-permanent use, and adhesive for permanent use. Installs directly over a concrete slab. (Slab should be sealed against moisture.)

## MAINTENANCE

These acid and food stain resistant flooring systems need to be cleaned with a detergent/degreaser (Proclean - see page 29) once a week. For information regarding non-slip floor finish and cleaner, see page 31.

## WARNINGS

- Do not use alcohol, ammonia, acetone, bleach, or solvents to clean surface. Consult with Stagesstep prior to using any product not recommended.
- Direct exposure to sunlight can cause reduced life expectancy due to UV radiation.

• Aluminum compound taps can disintegrate on flooring, leaving a black/grey residue. See maintenance instructions online at [www.stagesstep.com](http://www.stagesstep.com). To avoid this residue, use aluminum or steel taps. Use Slip NoMor Maintenance System to reduce problem.

**MSDS RATINGS:** See page 24.

\*\* Full roll lengths are subject to change.

Prices do not include shipping and handling. For shipping & handling quotes, please contact a Stagesstep representative.

# Encore Collection



Exceptional real hardwood design combines form and function. Encore is the revolutionary “click and go” transportable hardwood floor with a factory finish and an integrated sprung subfloor. Recommended for virtually all activities including ballet, tap, jazz, modern, ballroom, and multi-purpose use. Encore Elite uses Beech and Maple hardwoods for a harder, more durable surface. Custom foam options are available to provide additional shock absorption.

- No adhesive, screws, or nails needed for install
- No sanding (required at installation) or finishing
- Installs directly over concrete slab with vapor barrier
- Transitional edging available
- Transportable

## ENCORE



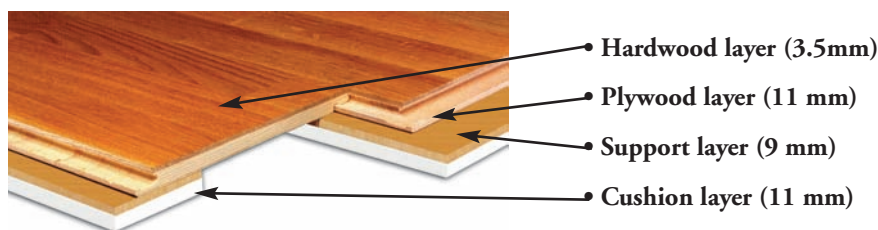
## ENCORE ELITE



	ENCORE	ENCORE ELITE
<b>PANEL WIDTH</b>	7.38" (187.45 mm)	7.38" (187.45 mm)
<b>PANEL LENGTH</b>	44.25" (1.12 lm)	44.25" (1.12 lm)
<b>THICKNESS</b>	1.32" (33 mm)	1.32" (33 mm)
<b>WEIGHT</b>	5.0 lbs./panel (2.27 kg/panel)	5.0 lbs./panel (2.27 kg/panel)
<b>PRICE (1 PANEL = 2.28 SQ. FT./212 LM) USD</b>	\$10. per sq. ft. \$22.80 per panel	\$11. per sq. ft. \$25.08 per panel
<b>STORAGE</b>	<ul style="list-style-type: none"> <li>• Wood panels should be stored flat on a skid of equal or greater dimension in a climate controlled environment.</li> </ul>	
<b>LIFE EXPECTANCY</b>	<ul style="list-style-type: none"> <li>• Up to <b>10-15 years</b></li> </ul>	
<b>GUARANTEE</b>	<ul style="list-style-type: none"> <li>• <b>1 year</b> manufacturer defect</li> </ul>	

Encore can be configured to any size room or space. A Stagestep representative will be happy to quote an Encore floor that meets your exact specifications.

## ENCORE/ENCORE ELITE



Prices do not include shipping and handling. For shipping & handling quotes, please contact a Stagestep representative.



# Encore • Encore Elite

### INSTALLATION

Encore can be installed over virtually any firm level surface. Installation can be permanent, semi-permanent, or short term.

### MAINTENANCE

Encore's natural hardwood surface is resistant to most common staining including food. However regular floor maintenance is recommended using Proclean on a weekly basis. (See page 29.)

Encore can be screened or if need be sanded and refinished. It is a real hardwood flooring system and subject to damage like any other hardwood surface.

- Real hardwood
- Do-it-yourself installation
- Pre-finished
- Seamless appearance
- No metal
- Pick it up and take it with you

### STORAGE CARTS

4' long x 3' wide x 3' high . . . . . Call for pricing.  
Holds 425 panels (969 sq. ft.)


### MSDS RATINGS

<b>DIN RATING:</b> 18032.2	<b>VERTICAL DEFORMATION:</b> 3.2 MM (MIN 2.3 MM)	<b>FORCE REDUCTION:</b> 63 % (MIN 50 %)	<b>BEHAVIOR UNDER A ROLLING LOAD:</b> PASS	<b>SLIDING PROPERTIES:</b> 0.4 (0.4 - 0.6)
-------------------------------	--	---	---	---



“Canada DanceSport is thrilled to call Stagestep its official flooring supplier. Our Encore floor made its debut at our 2008 International Dancesport Competition, and the quality of this flooring system is exceptional. We have received consistently excellent feedback from everyone who has experienced this floor - from volunteers overseeing its installation, to judges and competitors who spend many hours standing and dancing on it. Furthermore, the responsive and flexible service Canada DanceSport receives from StageStep allows us to protect our valuable investment. We are looking forward to hosting the 2009 IDSF Senior I Standard World Championships when our Stagestep Encore floor will play center stage to ballroom's best and brightest. Stagestep helps Canada DanceSport bring the world to your feet!”

**Melissa Mahady Wilton**  
Board Chairperson, Canada DanceSport



**PATENTED TONGUE & GROOVE SYSTEM**



# THE COMPASS FLOORING SYSTEM™

Introducing the Stagestep Compass Flooring System™. The first floor system that assembles in all directions, cutting installation time by more than 50%! Tools, screws, cables, dowels, and adhesive are obsolete. The Stagestep Compass Flooring System™ is a permanent floor that is completely transportable. The CFS features Stagestep's all new patent-pending Posi-Force™ locking system. Simply slide the pieces into place and the floor does the rest, joining the panels beside it with near seamless results. To disassemble simply reverse the procedure.

The Compass Flooring System™ is available in multiple configurations including a basic subfloor system, and a version that can be pre-fitted with nearly any surface including solid hardwood, roll out vinyl, engineered surfaces, and much more. The fully sprung adaptable shock layer allows for custom fabrication to fit any need from acting to aerobics, theater to tap.

Please call to design your ideal Compass Flooring System™.

Have a custom need? All panels can be cut to fit your exact need on site with a standard circular saw.

- Easy assembly and disassembly
- No tools, screws, cables, dowels, or adhesive needed
- Specially designed for production, theatre, touring, remote locations, and outdoor performances
- Reduces labor costs and set up time

## THE COMPASS FLOORING SYSTEM™

<b>WIDTH</b>	48"
<b>LENGTH</b>	96" and 48" panels available
<b>THICKNESS</b>	Variable depending on surface and suspension chosen. Base height = 2.25"
<b>WEIGHT</b>	Variable depending on surface and suspension chosen.
<b>PRICE</b>	Starting from \$10. per sq. ft.



## CONSTRUCTION

### SURFACE

Variable: Sanded Face Plywood, Hardwood, Colored and Finished Surface, Vinyl, or your Custom Requested Surface

### SUSPENSION LAYER

Rubber or Closed Cell Foam: .5" to .75"

### BASE LAYER

.75" Engineered Specialty Plywood


### SUPPORT LAYER

.75" Engineered Specialty Plywood

Prices do not include shipping and handling. For shipping & handling quotes, please contact a Stagestep representative.

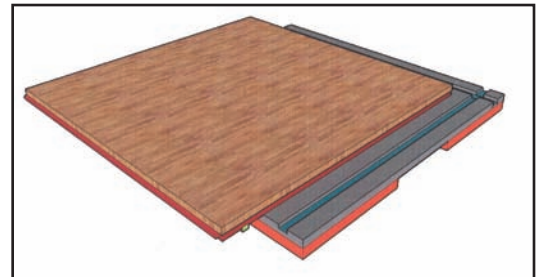
# THE COMPASS FLOORING SYSTEM™

## BASIC SUBFLOOR SYSTEM




Surface Layer: Sanded Face Plywood

## HARDWOOD SYSTEM




Surface layer: ¾" Hardwood

## VINYL SYSTEM



Surface layer: Roll Out Vinyl

## STAGE SYSTEM



Surface layer: Black Slip NoMor Color Finish

The panels come in two sizes which allow for a near ideal fit for most circumstances.

- 96" x 48" (243.8 cm x 121.9 cm)
- 48" x 48" (121.9 cm x 121.9 cm)

**SURFACE LAYER:** Variable

**RED:** ¾" Plywood Support Layer

**GREY:** ¾" Base Plywood Layer

**BLUE:** Self Contained Lock System

**ORANGE:** Suspension Layer

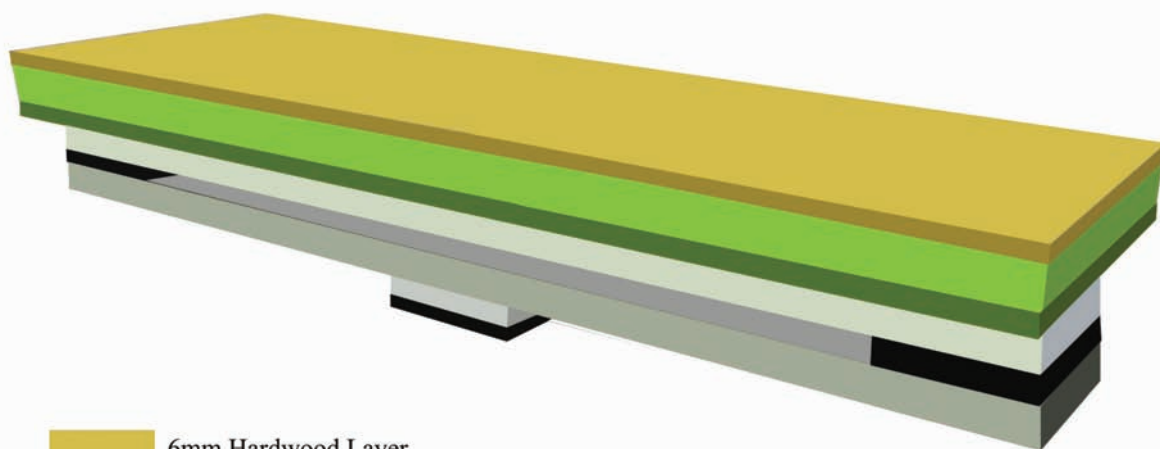
For Installation and Maintenance information, please contact a Stagestep representative.

# Hardwood Flooring System


Custom-made permanent finished hardwood flooring system with pre-fabricated floating subfloor for easy installation. Ideal for ballet, tap, jazz, modern, and multi-purpose.



- Superior energy absorption and resilience
- Custom made to your specifications
- Great sound for tap
- Lifetime finish guarantee
- 20 year life expectancy



- 6mm Hardwood Layer
- 12mm Plywood Layer
- 6mm Cross Laminated Birch Ply Layer
- 18mm Cross Laminated Birch Ply Spring Layer
- 12mm Cross Laminated Birch Ply Spring Layer
- 5mm Elastic Rubber Shock Pads



# Hardwood Flooring System

## HARDWOOD FLOORING SYSTEMS

<b>SPECIFICATIONS</b>	Professional hardwood floor with state-of-the-art subfloor system. Available in many pre-finished species, including oak, maple, ash, and birch. For additional specifications, see illustration to the left.
<b>PRICE</b> (depends on size, configuration and species)	Approximately \$10. per sq. ft. (material only)
<b>FINISH</b>	Pre-finished for dance
<b>LIFE EXPECTANCY</b>	• 20 years
<b>GUARANTEE</b>	<ul style="list-style-type: none"><li>• Lifetime guarantee when installed by certified Stagestep Installer and maintained with Stagestep products.</li><li>• One year material defect warranty when self-installed. Contact Stagestep for additional information.</li></ul>

\* Prices vary as to size and configuration of space.

### INSTALLATION

Should be professionally installed. Contact Stagestep for details.

### MAINTENANCE

Dry mop daily. Wet mop with Proclean or Proclean NS (see page 29). See [www.stagestep.com](http://www.stagestep.com) for complete details. Lifetime guarantee when installed by certified Stagestep Installer and maintained with Stagestep products.

**MSDS RATINGS:** See page 24.



Prices do not include shipping and handling. For shipping & handling quotes, please contact a Stagestep representative.

# Staging • Floor Rentals

## Staging

- Adjustable
- Lifetime guarantee against rusting, warping, cracking, denting, and chipping
- Complete line of staging and accessories
- Variety of heights and sizes



Whether you need a stage, a folding seating riser, orchestra pit filler, or ramp; Stagestep has the system and accessories to meet your needs indoors and out. Our portable stages are made from an all aluminum construction that makes set up and storage easy. The stage platform easily transforms to any application you need. Options include platform surface, leg heights, storage carts, railings, stairs, and ADA compliant ramps. Call for custom quote.

## Floor Rentals

- \$100 cleaning deposit is required for each rental. Deposit will be returned at conclusion of rental when floor is returned in good condition.
- Renter is expected to return floors rolled on cardboard tubes and packaged properly for transport to Stagestep.
- Floors cannot be cut for any reason.

### Floor Rentals (Available Continental USA only.)

ADDITIONAL RENTAL TIME	SUPER BRAVO CLASSIC/RAVE EACH SECTION IS 6.56' X 40' (2 LM X 12.19 LM)		SUPER TIMESTEP EACH SECTION IS 6.56' X 32' (2 LM X 9.75 LM)		TIMESTEP EACH SECTION IS 6.56' X 32' (2 LM X 9.75 LM)	
	4 SECTIONS (40')	SECTIONS (EACH)	4 SECTIONS (32')	SECTIONS (EACH)	4 SECTIONS (32')	SECTIONS (EACH)
ONE DAY	\$ 260.	\$ 65.	\$ 400.	\$ 100.	\$ 360.	\$ 90.
TWO DAYS	\$ 340.	\$ 85.	\$ 440.	\$ 110.	\$ 400.	\$ 100.
THREE DAYS	\$ 380.	\$ 95.	\$ 480.	\$ 120.	\$ 440.	\$ 110.
FOUR DAYS	\$ 400.	\$ 100.	\$ 520.	\$ 130.	\$ 480.	\$ 120.
FIVE DAYS	\$ 420.	\$ 105.	\$ 560.	\$ 140.	\$ 520.	\$ 130.
ONE WEEK	\$ 480.	\$ 120.	\$ 600.	\$ 150.	\$ 560.	\$ 140.
ADDITIONAL DAY	\$ 48.	\$ 12.	\$ 80.	\$ 20.	\$ 60.	\$ 15.

Prices listed are PLUS FREIGHT BOTH WAYS. A 24' x 40' (7.32 lm x 12.19 lm) (4 pcs) Bravo rental weighs 340 lbs. A 26' x 32' (7.92 lm x 9.75 lm) (4 pcs) Timestep rental weighs 550 lbs. Freight is based on weight and distance. Call for a quote.

*Rave rentals available in white, black, and grey at the same price and configuration as Super Bravo.*

*Rentals are available for sale at a 20% discount. Call for details.*

## Customer Comment

“Thanks SO much for this flooring! I’ve put it down – it was so easy – and it’s perfect for what I need both in size and material. Thanks again so much for your help. Before finding yours, I had been in contact with (another worldwide supplier of performing arts flooring) - they couldn’t do a custom job like you can, and they were nearly 4 times your price for what I would have had to do with theirs (which would have been labor-intensive for me, in addition to their cost). I will be recommending you to anyone who is thinking of putting in a similar type of floor for their own uses, and even, perhaps to the school I go to, as they have floors which are in dire need of replacement. Thanks again so much!”

**Sondra** (Florida)

Customer

Prices do not include shipping and handling. For shipping & handling quotes, please contact a Stagestep representative.

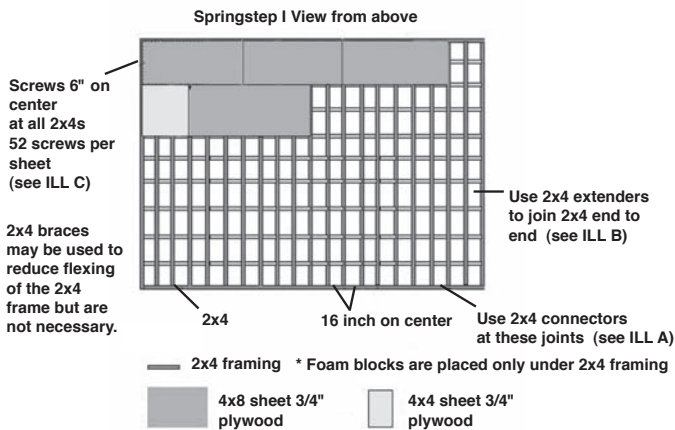
# Springstep Collection

Multi-purpose floating wood subfloor for all dance activities. Select resilience (spring) and absorbency suitable for what you do. The only custom transportable subfloor on the market.

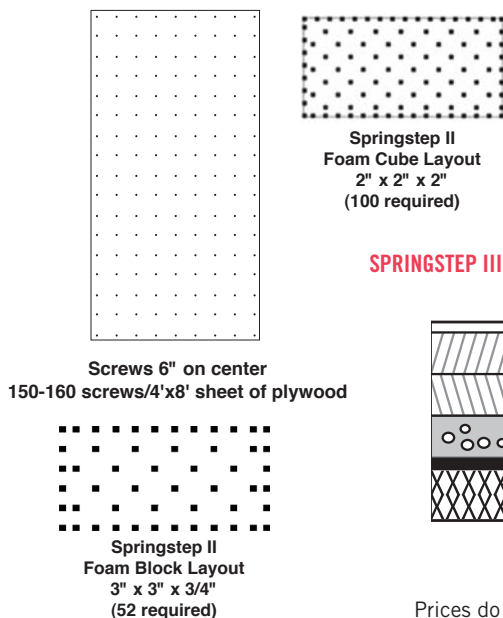


- Choice of five systems for any movement activity
- Recyclable
- Safe
- Cost effective
- Improves performance

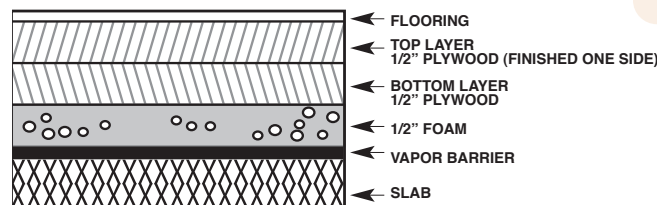
## SPRINGSTEP I



## SPRINGSTEP II



## SPRINGSTEP III FOR SPRINGSTEP III ONLY CROSS SECTION



For detailed installation instructions, visit: [www.stagestep.com](http://www.stagestep.com).

NOTE: Plywood pricing varies by region and season.

## SPRINGSTEP I

Free standing, resilient, floating wood subfloor that comes 6-1/4" off the slab. Great sound for tap and very resilient for dance and theatres. Easy to install and does not involve attachments to either floor or walls. Springstep I can be removed and recycled for relocation.

Springstep I consists of a 2x4 wood frame, high density 2" (50.80 mm) cubed foam blocks, and 4' x 8' (1.23 lm x 2.44 lm) finished one side, underlayment grade, 3/4" (19.05 mm) thick plywood decking with no voids, 1-1/2" (38.10 mm) deck screws and hardware. Stagestep provides only the foam underlayment.

ESTIMATED COSTS: Total – \$3.06 per sq. ft.

## SPRINGSTEP II

Resilient floating wood subfloors that come 2-3/4" (69.85 mm) off the slab. Offers more absorbency and less resiliency than Springstep I. Will not reduce sound levels in the room. Ideal for all dance styles.

Springstep II consists of 2 layers of 1/2" (12.70 mm) plywood resting on two-inch resilient foam cubed blocks~100 blocks per 4' x 8' (1.23 lm x 2.44 lm) plywood sheet. Stagestep provides only the foam underlayment.

ESTIMATED COSTS: Total – \$3.51 per sq. ft.

## SPRINGSTEP III

The most absorbent and least resilient of the subfloors, comes 1-1/2" (38.10 mm) off the slab. Reduces sound levels and works exceedingly well for ballroom and other dance styles.

Springstep III consists of 2 layers of 1/2" (12.70 mm) ply resting on 1/2" (12.70 mm) cross-link cell foam sheeting covering the entire slab. Specifications are the same as Springstep II except for 1/2" (12.70 mm) foam sheeting. Stagestep provides only the foam underlayment.

ESTIMATED COSTS: Total – \$3.20 per sq. ft.

Prices do not include shipping and handling. For shipping & handling quotes, please contact a Stagestep representative.

# Springstep IV

The professional standard for floating wood resilient permanent and semi-permanent subfloors over concrete slabs and other hard surfaces. Resilient and energy absorbent. Safety and performance at a great price.

Specifications and materials vary by country.



- Choice of five systems for any movement activity
- Recyclable
- Safe
- Cost effective
- Improves performance
- Eco-friendly

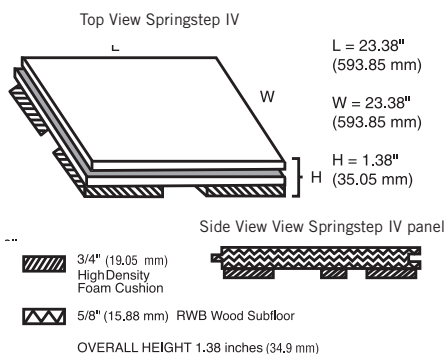
## SPRINGSTEP IV

The easy subfloor. The nominal 2' x 2' pre-fabricated Random Wafer Board panels, with patented tongue and groove connection system, rest on "L" shaped high density foam suspension forms. Springstep IV offers excellent energy absorption and resilience. Panels are sealed for water resistance. Its tongue and groove system allows for easy assembly.

The lightweight, 6.5 lb panels can be installed in hours instead of days. No screws. No staples. No nails. No patching. No sanding. It is 1/4 the work with no tools required.\*

Easy to disassemble, move to a new location, and re-install.

\* Circular saw may be needed for custom fit.



For detailed installation instructions, visit: [www.stagestep.com](http://www.stagestep.com).

- Do-it-yourself in hours instead of days
- Transportable
- Includes the wood and shock absorption layer
- No hardware, screws, patching, or sanding
- Snap together patented tongue and groove construction



Springstep IV panel


# Springstep IV

	WOOD PANEL SIZE	UNDERLAYMENT	PRICE UNASSEMBLED	PRICE PRE-ASSEMBLED
<b>SPRINGSTEP IV</b>	23.38" x 23.38" x 5/8" (593.85 mm x 593.85 mm x 15.88 mm) wood panels	3/4" (19 .05 mm) thick "L" shaped foam forms	\$12. per panel	\$13. per panel
<b>SPRINGSTEP IV-A</b>	23.38" x 23.38" x 5/8" (593.85 mm x 593.85 mm x 15.88 mm) wood panels	1/2" (12.70 mm) foam sheeting	\$12. per panel	Not Available
<b>SPRINGSTEP IV-B</b>	23.38" x 23.38" x 5/8" (593.85 mm x 593.85 mm x 15.88 mm) wood panels	2" x 2" x 2" (50.80 mm x 50.80 mm x 50.80 mm) foam cubes	\$12. per panel	Not Available
<b>SPRINGSTEP IV-C</b>	23.38" x 23.38" x 5/8" (593.85 mm x 93.85 mm 5 x 15.88 mm) wood panels	3" x 3" x 3/4" foam blocks (peel & stick)	\$12. per panel	\$13. per panel

## INDIVIDUAL COMPONENTS

- 23.38" x 23.38" x 5/8" (593.85 mm x 593.85 mm x 15.88 mm) Springstep IV wood panels without foam .....\$7. panel
- 3/4" (19.05 mm) thick "L" shaped foam forms .....not sold separately
- 1/2" (12.70 mm) foam sheeting (5' wide by your custom length).....\$1.65 sq. ft.
- 2" x 2" x 2" (50.80 mm x 50.80 mm x 50.80 mm) foam cubes .....\$ .50 each
- 2" x 2" x 2" (50.80 mm x 50.80 mm x 50.80 mm) peel & stick foam cubes .....\$ .60 each
- 3" x 3" x 3/4" (thick) peel & stick foam blocks .....\$ .40 each


\* Minimum order 500 blocks/cubes for free shipping.




2" x 2" x 2"  
Foam Cube




3" x 3" x 3/4"  
Foam Block



Springstep IV  
L-Shape Foam Layout



Springstep IV  
Foam Cube Layout  
2" x 2" x 2"  
(21 required)



Springstep IV  
Foam Block Layout  
3" x 3" x 3/4"  
(17 required)



## TRANSITION PIECES (Ramps)

These new lightweight, poly-resin transition pieces are fully portable and easy to install. They can be placed and relocated without the use of permanent fasteners. The black, non-marring, anti-slip ramp is ADA compliant. With its all-new construction, these transition pieces can be easily trimmed to fit virtually any space with simple hand tools yet strong enough to support more than 1,000 pounds.

### Standard Configuration:

36" wide x 15" high x 8" slope  
Custom sizing available.

Price: \$60.

Springstep IV pricing does not include shipping and handling. Pricing for all other products on this page do include shipping and handling.

# MSDS Ratings

## MATERIAL SAFETY DATA SHEETS

Product	Thickness	Wear Layer	Foam Cushioning	Backing/ Stability Layer	Static Load	Sound Reduction (db)	Fire Ratings					
<b>HARDWOOD FLOORING SYSTEMS</b>	SEE DIAGRAM - PAGES 18-19				N/A	N/A	N/A	N/A	N/A	N/A	N/A	N/A
<b>QUIETSTEP</b>	.126" (3.2 mm)	.023" (.60 mm)	2.5 mm	PVC Foam/ Fiberglass	100 lbs./sq. in.	12	ASTM E648 Class I	EN-13501-1 (Bf1-S1)	EN ISO 9239-1 > 8kw/m2	EN ISO 11925-Z PASS	N/A	N/A
<b>RAVE</b>	.080" (2 mm)	.012" (.3 mm)	.067 (1.7 mm)	PVC Foam/ Fiberglass	N/A	N/A	DIN-EN 13501 - 1 (Cf1 - S1)	N/A	N/A	N/A	N/A	N/A
<b>SUPER BRAVO B/ SUPER BRAVO CLASSIC</b>	.06" (1.52 mm)	.06" (1.52 mm)	N/A	none	85 lbs./sq. in.	10	DIN 4102 /ONORM = B1 ASTM E662< 450 ASTM E648 Class1	EN 13501-1	N/A	N/A (Cf1-S1)	N/A	N/A
<b>SUPER TIMESTEP</b>	.09" (2.3 mm)	.5 mm	1.7 mm	.1 mm	100 lbs./sq. in.	N/A	NF P 92-512 EN 13501-1LM3 C fl - S1 C fl - S1 ÖNORM B 3810 & ÖNORM B 3800/1 / DIN 4102	N/A	N/A	N/A	N/A	N/A
<b>TIMESTEP</b>	.080" (2 mm)	.080" (2 mm)	N/A	none	125 lbs./sq. in.	6	EN-13501-1 (Bf1-S1)	EN ISO 9239-1 28kw/m2 EN ISO 11925-2 PASS	ASTM E648 - Class 1	N/A	N/A	N/A
<b>TIMESTEP T</b>	.060" (1.5 mm)	.060" (1.5 mm)	N/A	none	125 lbs./sq. in.	<6	EN-13501-1 (Bf1-S1)	EN ISO 9239-1 28kw/m2 EN ISO 11925-2 PASS	ASTM E648 - Class 1	N/A	N/A	N/A
<b>WOODSTEP</b>	.080" (2 mm)	.028" (.70 mm)	N/A	PVC	125 lbs./sq. in.	6	EN-13501-1 (Bf1-S1)	N/A	N/A	N/A	N/A	N/A
<b>WOODSTEP PLUS</b>	.264" (6.7 mm)	.028" (.70 mm)	.18" (5.3 mm)	PVC Foam/ Fiberglass	100 lbs./sq. in.	59	NF P 92-512 LM3	EN-13501-1 (Cf1-S1)	N/A	N/A	N/A	N/A
<b>WOODSTEP ULTRA</b>	.315" (8.0 mm)	.028" (.70 mm)	7.3 mm	PVC Foam/ Fiberglass	N/A	N/A	NF P 92-512 LM3	EN-13501-1 (Cf1-S1)	N/A	N/A	N/A	N/A



"In more than 25 years in the business, I have been able to rely on Stagesstep for all of my dance floor needs. Their dedication to excellent customer service and commitment to their clientele is a perfect match for my own. As a small business owner just starting out, I was treated with the same respect and consideration that I now enjoy as the COO of the largest rehearsal studio company in the world. Stagesstep is the best in their business, and have been instrumental in helping us become the best in ours."

**Butch Grier, Founder**  
COO Ripley-Grier Studios  
New York, NY

# Floor Troubleshooting

## Maintenance Information

- T** Dry mop your floor every morning before classes.
- T** Use a dehumidifier and turn it on at night to eliminate excessive moisture in the air that could contribute to a slippery floor.
- T** Temperature changes can cause flooring to expand and contract causing ripples and possible separation from double faced tape (used in semi-permanent installations).
- T** If temperature fluctuations are great and cannot be controlled, install flooring with top tape only and reset the flooring as needed.
- T** Check your HVAC system and check air quality and filters
- T** Wash floor weekly with detergent/degreaser to dissolve dirt and body oils. Never use household products.

**WARNING:** Aluminum compound taps can disintegrate on flooring, leaving a black/grey residue. See maintenance instructions online at [www.stagestep.com](http://www.stagestep.com) for clean up. To avoid residue, use aluminum or steel taps and either Slip NoMor Maintenance System or TapShield (pages 29 and 31).

For specific maintenance and technical questions do not hesitate to call toll-free 800-523-0960 with your questions. Or visit: [www.stagestep.com](http://www.stagestep.com)

## TEMPERATURE

Variations in temperature can have a negative impact on installation, non-slip characteristics and how fast the floor gets dirty. Warm air holds moisture; cool air releases moisture. During the day, most studios become warmer due to body heat. At night, the temperature drops due to no bodies, plus the thermostat is usually turned down. In the morning, the moisture held by the warm air has settled on the floor along with all the dust and dirt that had been stirred up during the day. The combination of these two factors create slippery floors which are prone to develop scuff marks.

## CONTRIBUTING PROBLEMS

Carpeting creates static electricity which is a magnet for dirt, especially with tap shoes.

Doorways that open directly to the outside invite dust, pollen, and contaminants into your workspace. Use entrance mats.

Many tap manufacturers are using cheap imported taps made from an aluminum compound. These taps leave grey/black streaks as a result of the aluminum compound disintegrating on the floor. Detergents will not dissolve it. Use Slip NoMor Maintenance System and/or TapShield. See pages 29 and 31 for details.

Use wet dry vac after wetting down floor. See [www.stagestep.com](http://www.stagestep.com) for clean up details.

**Note:** Most floors need weekly cleaning with a detergent/degreaser. (Proclean—see page 29.) Where tap dancing will be a major activity, we recommend putting a finish on the floor. (See page 31 for Slip NoMor Finish information.)

Stagestep's Maintenance Booklet is available free of charge or may be downloaded from our web site at [www.stagestep.com](http://www.stagestep.com).

## HANDLING & STORING YOUR FLOOR

Store in a dry, clean, protected space. Temperature should be between 55 and 80 degrees. Floors should be wrapped around a rigid tube with a diameter of at least 4 inches (6 inches is better). Floors should be stored on end.

## NEVER!

- expose to direct sunlight
- store lying down
- store on top of each other
- store in excess cold or heat
- fold or crease
- turn over by twisting and overlapping from the side edges
- put weight on rolled up floor
- install loose laid (without tape or adhesive)
- expose to standing water
- permanently install flooring with adhesive without a professional flooring installer

Do not use vinegar, cola, ammonia, bleach, alcohol, solvents, or any product that says it will leave your floor shiny.

# Flooring Installation

## Four Ways to Install

- Temporary Installation
- Semi-permanent Installation
- Long Term Semi-permanent Installation
- Permanent Installation

### FLOOR PREPARATION

#### DO:

- Wash floor 2-3 times with lukewarm water before using.
- For special non-slip requirements or treatments see page 31 or call our technical support.

#### DO NOT:

- Use rosin, alcohol, ammonia, acetone, bleach, or solvents to clean surface.

### TIMESTEP AND QUIETSTEP COLLECTIONS

#### DO:

- Make sure the smooth surface is up and foam or textured surface is down when installing.

#### DO NOT:

- Flip flooring edge over edge. Flooring will tear or crack.

**Note: All floors must be room temperature before cutting. Shrinkage up to 1% may occur.**

### TEMPORARY INSTALLATION

- 1) Before taping, unroll flooring and allow to sit on subfloor until flooring lies flat to accommodate floor to room temperature. Letting the floor sit overnight or longer would be ideal. Floor must lie flat before taping. Leave 1/16" gap at all seams and 1/2" at walls.
- 2) Tape all seams and circumference using 1-1/2" vinyl, or 1-1/2" or 2" cloth tape.
- 3) Floor must be installed over a smooth, level surface.

### SEMI-PERMANENT INSTALLATION (WITH DOUBLE-TAPE)

- 1) Subfloor surface must be clean, dry, and smooth, with all screw holes and seams filled or taped over.
- 2) Roll out flooring and let it acclimate to room temperature. Floor may be rolled inside out. Please make certain that the smooth side is up, and the foam or textured surface is down. Room temperature should be the highest temperature the room will reach when in use. (Remember, all those bodies working creates heat). Acclimatizing the floor may take anywhere from a few hours to a few days.
- 3) Make certain floor is lying flat to the subfloor and that all seams are even. Make all appropriate cuts. Leave a 1/2" (12.70 mm) gap between wall and a 1/16" (1.59 mm) gap between the seams.

- 4) Your floor should look like it is ready to be used.
- 5) Secure one end of each roll of flooring with weight so it will not move.
- 6) Roll the first roll closest to the furthest wall back onto its core and apply double face tape to the subfloor around the roll's perimeter and down the middle (2.5, 3 or 3.25 ft. / .76 lm, .91 lm or .99 lm) from the edge. Leave all other rolls in place rolled out.
- 7) Re-roll out this roll to check the positioning over the tape.
- 8) If all is fine, roll up the floor, remove the protective paper from the double face tape and reroll over the exposed double face tape.
- 9) Repeat procedures 6 through 9 for each roll.
- 10) Floor must be installed over a smooth, level surface.

**Caution: Change top tape every four months. Change double face tape every two years. Failure to do so can cause flooring to crack and ripple.**

### LONG TERM SEMI-PERMANENT INSTALLATION

#### REUSE IT

Do-it-yourself installation instructions are included with every order and are available online at [www.stagestep.com](http://www.stagestep.com).

### PERMANENT INSTALLATION

Professional installation recommended.

Complete instructions are included with each container of Stagestep adhesive. Seams should be double cut by a professional. Chemical welding is not recommended. Heat welding is not necessary. Stagestep carries heat welding rod material in all colors if you wish a seamless floor.\* If you have any questions, call us at 800-523-0960 or email at [stagestep@stagestep.com](mailto:stagestep@stagestep.com).

**STAGESTEP is not responsible for costs related to the delay, damage, or installation of its flooring.**

\*Seamless does not mean invisible. Heat welding prevents moisture from penetrating the seam and destroying the adhesive.

Stagestep offers an Installation Booklet available both online at [www.stagestep.com](http://www.stagestep.com) and at 800-523-0960.

#### CAUTION

All slabs must be covered with a vapor barrier. Use 10-12 mils plastic sheeting or liquid sealer. See page 28.

# Flooring Supplies

## Tapes & Adhesives

### TEMPORARY INSTALLATION

- **VINYL TAPE**  
1-1/2" x 36 yds. (38.10 mm x 32.92 lm) Available in black and grey. Other colors including white available by the case only.  
\$6./roll; \$110./case of 24 rolls (SAVE 20%)
- **1-1/2" CLEAR TAPE**  
1-1/2" x 36 yds. (38.10 mm x 32.92 lm)  
\$8.50/roll; \$160./case of 24 rolls (SAVE 20%)
- **2" CLEAR TAPE**  
36 yd roll. (50.80 mm x 32.92 lm)  
\$11./roll; \$210./case of 24 rolls (SAVE 20%)
- **CLOTH TAPE**  
1-1/2" X 60 yds. (38.10 mm x 54.86 lm)  
Available in black and grey.  
\$16./roll; \$400./case of 32 rolls (SAVE 20%)
- **GAFFERS TAPE**  
2" x 60 yds. (50.80 mm x 54.86 lm)  
This is the real thing. Absolutely matte finish. Heavy duty adhesive. Black or grey.  
\$21./roll; \$400./case of 24 rolls (SAVE 20%)

### SEMI-PERMANENT INSTALLATION

- **RELEASE DOUBLE-FACED TAPE**  
2" x 36 yds. (50.80 mm x 32.92 lm)  
Used in conjunction with top seam tape. Anchors all types of flooring.  
\$21./roll; \$400./case of 24 rolls (SAVE 20%)



**CAUTION:** All tape has latex in the adhesive.


### PERMANENT INSTALLATION

- **STAGESTEP VINYL ADHESIVE**  
One gallon covers 15 sq. yds. (13 m<sup>2</sup>)  
4 gallon pail \$140.
- **WELDING ROD 300 ft. (91.44 lm)**  
Timestep and Quietstep only  
\$70.

### SPECIALTY TAPES

- **GLO-TAPE**  
1" x 10 yds. (25.40 mm x 9.14 lm)  
Waterproof phosphorous Glo-tape will glow forever.  
\$16.95/roll

## REUSEIT SYSTEM



The revolutionary way to install flooring! Now you can install virtually any floor surface over any existing sub-floor without messy adhesives, or having to hire expensive flooring contractors.

A semi-permanent installation with permanent performance and feel!

The ReUseIt system gives you all the benefits of a permanent installation with the ease of a semi-permanent installation without the use of top tape or the hassle of resetting your floor every two years. Yet when you need to remove the floor you simply roll it

up and take it away. Simply purchase new supply of ReUseIt and install at your new location. Used ReUseIt can be removed from the sub-floor and thrown away. You can install it yourself and it's goof proof.

Just follow the easy directions that come with each roll!

- Full rolls only
- 1 lm x 25 lm (3.25' x 82.5')
- \$180.
- \$.68 per sq. ft.

**Caution:** Exposure to extreme or variable heat conditions can cause failure. Contact Stagestep at 800-523-0960 with questions. Do not apply over luan or any underlayment containing an oil-based finish. Consult with your Stagestep representative for compatibility issues. Do not use with Timestep T.

All prices include shipping & handling in the Continental U.S.A.  
For shipping outside of the Continental U.S.A., please contact Stagestep representative.

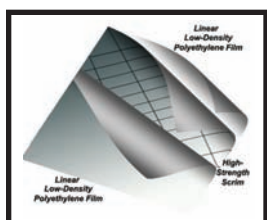
# Flooring Supplies



## MAINTENANCE FLOOR FINISH APPLICATORS

Stagestep floor finish applicator for use with Stagestep Slip NoMor Finish System. Applicator Kit includes 2 applicator covers. In certain situations more than one applicator kit may be necessary, please consult a sales representative prior to ordering.

**\$7.50 each**



## INSTALLATION STAGESTEP VAPOR BARRIER *Versa Shield*

Excellent sheet vapor barrier applications with extra reinforcement scrim. Laminated in between the polyethylene layers. Specifications: 4' x100' (400ft<sup>2</sup>/roll) 8mil.

**\$122.**



## VAPOR BARRIERS (LIQUID) *Bone Dry*

BONE DRY is a penetrating, permanent, waterproofing concrete sealer. Designed for long term sealing of concrete prior to installing Stagestep flooring products. It is easy to apply. With over 30 years of use without call backs or job down time. Bone Dry is the ultimate water vapor solution.

**5 gallon bucket  
(650ft<sup>2</sup> to 750ft<sup>2</sup> per bucket)  
\$260./bucket**

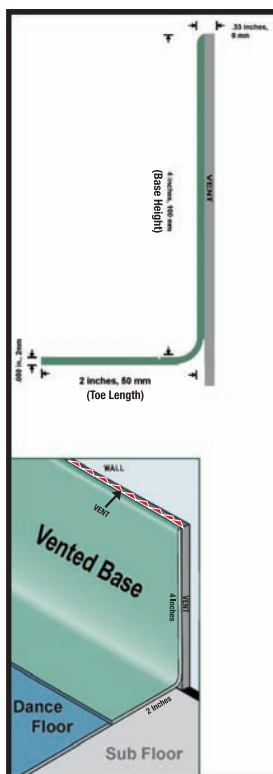
Maintenance instructions for all Stagestep flooring can be found online at [www.stagestep.com](http://www.stagestep.com). Also available via mail. Call 1-800-523-0960 to request your maintenance instruction booklet.



## FOR PROFESSIONAL INSTALLATION 4" SEAM TAPE

Professional 4" wide double-sided cloth adhesive tape is used in large floor installation and in difficult ReUselt applications. Professional installation is recommended when using this product. Specifications: 4" wide x 108'.

**\$33.**  
See ReUselt page 27.



## VENTED WALL BASE

**NEW!**

Stagestep's unique vented wall base can be installed before or after the dance floor surface. The special backing material allows the area below the subfloor to constantly ventilate. The vinyl base material can also be heat welded to the dance floor surface if desired. Ventilated floor systems maintain the floor's dimensional stability, and help reduce any possible moisture build up below the subfloor. Sold in 78 3/4" long sections. Each section is 4" high with a 2" toe.

**\$28./each  
(\$4.27 per running foot)**

## AVAILABLE IN 4 COLORS



WHITE



TAN



BLACK



GREY

# Maintenance & Cleaning

If you experience any problem with a Stagesep product, you must notify Stagesep within 72 hours of receipt to validate, exchange, credit, or file insurance claim.

### SAVE TIME & MONEY

Invest in the proper finish and maintenance program.



### PROCLEAN:

Superconcentrate industrial strength floor cleaner that will not harm your floor or floor finish. Three ounces cleans 1,000 square feet! 5 gallon container holds 224



applications—just 33 cents an application. Use on a regular basis (at least once a week) to keep your floor looking clean and hygienic.

**5 gallon – \$75.**

**1 gallon – \$25.**

One gallon will clean a 1,000 sq. ft. floor for a year.



### SLIP NOMOR 2000C:

*The improved “liquid rosin.” Concentrated formula.*

A non-slip solution that adds a slip-resistant surface to all floor surfaces, including wood, tile, vinyl, and linoleum. The perfect substitute for rosin (which is not recommended for vinyl floors).

Will not damage any surface. You control the degree of non-slip simply by adding water. One gallon makes approx. 14-20 gallons.

**1 gallon - \$50.**

**Case of 4 gallons – \$180.**

**5 gallon pail– \$200.**



### PROCLEAN NS

Keep your floors clean, hygienic, and non-slip with Proclean NS. This super-concentrate industrial strength floor cleaner with slip resistance formula should be used on a regular basis (at least once a week) and will not harm

your floor or floor finish. The Proclean NS will clean 1,000 sq. ft. for two months with weekly cleanings.

**5 Liter bottle (1.32 gallon) - \$45.**

**Case of four (4) 5-liter bottles - \$140.**

**5 Gallon - \$135.**

**WINTER NOTIFICATION:** Slip NoMor products shipped between December 15th - March 15th require a \$10. surcharge for heat packaging.

### TAPSHIELD®

**A Revolutionary Topical Solution Helps Eliminate Aluminum Compound Tap Residue From All Floors**



**THE FIRST PRODUCT THAT PROTECTS AGAINST**  
Aluminum Compound Residue

#### Single Use Size

- Single Use Application: \$6.
- 12-24 Single Use Applications: \$5. per application
- 25-49 Single Use Applications: \$4.25 per application
- 50 or more Single Use Applications: \$4. per application

#### Studio Size

- 4 oz. bottle
- 24 applications per 4 oz. bottle
- \$55./bottle (\$2.29 per application)
- \$468./case (12 bottles/case) 288 applications
- \$1.63 per application



All prices include shipping & handling in the Continental U.S.A. For shipping outside of the Continental U.S.A., please contact Stagesep representative.

# Maintenance & Cleaning

## TAP ARMOR

**New non-slip finish to protect tap floors against aluminum compound residue.**



New non-slip finish to protect tap floors against aluminum compound residue, reducing it by more than 50%. The durable, eco-friendly, matte surface finish has a high level of slip resistance and keeps floors looking newer longer. This “do-it-yourself” finish requires no buffing, waxing or stripping. Tap Armor finish lasts up to two years based upon usage. Tap Armor is available in a 5.0 liter container which will cover a 500 sq. ft. floor with two coats.

### TAP ARMOR – VINYL

For use on vinyl, linoleum and non-wood surfaces.

**IMPORTANT:** When buying Tap Armor – Vinyl, you **MUST** purchase the Tap Armor Cleaner/Stripper.

500 sq. ft. ....	\$250.
1000 sq. ft. ....	\$475.
1500 sq. ft. ....	\$675.
2000 sq. ft. ....	\$875.

### TAP ARMOR CLEANER/STRIPPER

Cleaner/Stripper is used in conjunction with Tap Armor to insure the surface is clean, clear and ready for application of the finish. For use on vinyl, linoleum and non-wood surfaces.

500 sq. ft. ....	\$25.
1000 sq. ft. ....	\$50.
1500 sq. ft. ....	\$75.
2000 sq. ft. ....	\$100.

### TAP ARMOR – WOOD

For use on wood surfaces.

**IMPORTANT:** When buying Tap Armor – Wood, you **MUST** purchase the Tap Armor Primer.

500 sq. ft. ....	\$250.
1000 sq. ft. ....	\$475.
1500 sq. ft. ....	\$675.
2000 sq. ft. ....	\$875.

### TAP ARMOR PRIMER

Primer is used in conjunction with Tap Armor. For use on wood surfaces.

500 sq. ft. ....	\$40.
1000 sq. ft. ....	\$80.
1500 sq. ft. ....	\$120.
2000 sq. ft. ....	\$160.

## TAPEMATE



**Eco-friendly, water-based cleaning solvent to remove adhesive from floors**

Newly reformulated, Tapemate will remove tape and other adhesives plus cleans hard to remove scuffs, stains and dye marks without damaging the floor. It is eco-friendly, VOC-free and nonflammable. The water-based solvent leaves no residue and works on all vinyl and non-porous floor surfaces.

**One (1) pint .....\$11.95**  
Buy three bottles and the fourth bottle is free.

## WIPEOUT



**Newly improved grime removing formula in a convenient pump spray bottle**

The new eco-friendly, easy to use Wipeout is ideal for removing dye and scuff marks. Its improved formula penetrates, loosens, breaks down and dissolves many unwanted stains from all vinyl and non-porous surfaces. Not effective on aluminum compound tap residue.

**6.8 oz. bottle .....\$21.95**  
Buy three bottles and the fourth bottle is free.

“At Broadway Dance Center keeping our floors in world class condition is of the utmost importance. I can't imagine how we'd do so without Stagestep's marvelous maintenance products.”

**Diane King**

Executive Director  
Broadway Dance Center  
The Pulse on Tour

All prices include shipping & handling in the Continental U.S.A. For shipping outside of the Continental U.S.A., please contact Stagestep representative.

# Beyond Maintenance

- 1/4 the maintenance time
- Maintains slip resistance
- Makes clean up easier
- Extends the life of your floors
- Works on virtually any surface

## CAUTION: SENSITIVE TO COLD WEATHER

All Slip NoMor products are sensitive to cold. Store at room temperature to prevent failure.

\*Slip NoMor Finish has a shelf life of 9 months.

## WINTER NOTIFICATION:

Slip NoMor products shipped between December 15th - March 15th require a \$10. surcharge for heat packaging.

If you experience any problem with a Stagesep product, you must notify Stagesep within 72 hours of receipt to validate, exchange, or credit.

\* In extreme wear situations, it is recommended to re-apply every year.

- Floor renovation without replacing your floor
- A floor finish that can turn any surface into a safety floor
- A floor finish that can change the color, design, and look of your existing floor
- A floor finish that gives you the option of a matte, satin, or high gloss look
- A floor finish that lasts up to two years and requires no waxing, buffing, or burnishing
- A floor finish that requires no tools beyond the applicator we provide
- A floor finish that is environmentally friendly
- A floor finish that cuts maintenance in half, and keep delivering a non-slip coefficient of friction even in the presence of water
- A floor finish that makes the tap residue problem virtually disappear

The Slip NoMor line of finishes delivers all the above, guaranteed, or your money back.

## SLIP NOMOR MAINTENANCE SYSTEM



### Slip NoMor Finish:\*

Save time and money with our durable, eco-friendly, matte surface finish with a high level of slip resistance suitable for studios and all performance surfaces. With the Slip NoMor Maintenance System, only two coats are required. No more burnishing, buffing, or periodic stripping.



### FOR VINYL SURFACES:

Kits include:

- Cleaner/Stripper
- Finish
- Weekly Slip NoMor Cleaner
- Applicator: 2 covers

### SIZES/PRICES\*\*:

- 500 sq. ft. - \$325.
- 1,000 sq. ft. - \$528.
- 1,500 sq. ft. - \$760.
- 2,000 sq. ft. - \$1000.

MONEY BACK GUARANTEE

### FOR WOOD SURFACES:

Kits include:

- Primer
- Finish
- Weekly Slip NoMor Cleaner
- Applicator: 2 covers

### SIZES/PRICES\*\*:

- 500 sq. ft. - \$325.
- 1,000 sq. ft. - \$528.
- 1,500 sq. ft. - \$760.
- 2,000 sq. ft. - \$1000.

MONEY BACK GUARANTEE

\*\*Appropriate quantities and materials are shipped base on size.

All prices include shipping & handling in the Continental U.S.A. For shipping outside of the Continental U.S.A., please contact Stagesep representative.

# Beyond Maintenance

## SLIP NOMOR COLOR

Renovate a floor without replacing it. Slip NoMor Color is a floor finish that can change the color, design, and look of any existing floor.

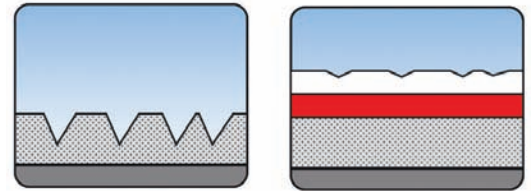
- Refresh existing color
- Hide stains and marks with color
- Introduce a new color
- Match production design color

Available in 10 basic colors and over 200 special order colors, Slip NoMor Color can help design a logo, form a pattern or create the yellow brick road. The possibilities are limitless.

All Slip NoMor Systems are eco-friendly, easy to apply, and last up to two years. In extreme wear situations, it is recommended to re-apply every year.

No other finish does as much and lasts as long.

Call a Stagestep consultant for price quote on color, design, and/or logo required.



Heavy use and wear, together with dirt particles can cause permanent damage to the surface structure.

With Slipnomor Color System a brand new design can be put in place with excellent long term protection



### CAUTION: SENSITIVE TO COLD WEATHER

All Slip NoMor products are sensitive to cold. Store at room temperature to prevent failure.

\*Slip NoMor Finish has a shelf life of 9 months.

If you experience any problem with a Stagestep product, you must notify Stagestep within 72 hours of receipt to validate, exchange, or credit.

#### • 1000 sq ft Kit\*


(Kit Contains: 1-Color finish, 2-Clear finish, 1-Slip NoMor Cleaner, 1-Slip NoMor Stripper, and Application tool)

Red - \$967.      Yellow - \$902.      Green - \$902.      Orange - \$849.  
Blue - \$928.      Black - \$872.      White, Lt., Med, and Dk Grey - \$814.

#### • 2000 sq ft Kit\*

(Kit Contains: 2-Color finish, 4-Clear finish, 1-Slip NoMor Cleaner, 2-Slip NoMor Stripper, and Application tool)

Red - \$1442.      Yellow - \$1376.      Green - \$1377.      Orange - \$1324.  
Blue - \$1403.      Black - \$1347.      White, Lt., Med, and Dk Grey - \$1324.



All prices include shipping & handling in the Continental U.S.A. For shipping outside of the Continental U.S.A., please contact Stagestep representative.

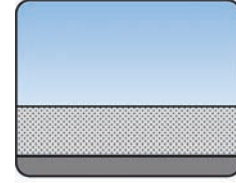
# Beyond Maintenance

## SLIP NOMOR SAFETY SYSTEM

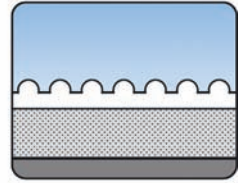
By using a special additive with our Slip NoMor Maintenance Kit you can turn any floor surface into a safety floor.

- Works on virtually any solid surface
- Increases coefficient of friction to American Disability Act levels
- Can be used in entrance areas, hallways, and anywhere slip and fall is an issue
- Maintains characteristics even in a wet environment
- Environmentally friendly
- Recycled Product
- Not for use on dance surfaces
- Additive must be combined with Slip NoMor Finish or Slip NoMor Color Finishes

### Easy and safe: SLIPNOMOR SAFETY



Smooth surfaces without Slipnomor Safety



Slipnomor Safety ensures a non slip surface structure and fulfils the strict health & safety requirements of the ADA.



### SLIP NOMOR SAFETY SYSTEM

Includes Maintenance Kit and Additive.

COVERAGE	PRICE
500 sq. ft. ....	\$355.
1000 sq. ft. ....	\$558.
1500 sq. ft. ....	\$815.
2000 sq. ft. ....	\$1060.

Available in Matte (LM), Satin (S), High Gloss (HG)  
Not recommended for use on dance floor surfaces

### SLIP NOMOR COLOR SAFETY SYSTEM\*

Includes Maintenance Kit, Color, and Additive.

COVERAGE	PRICE
1000 sq. ft....	Kits individually priced based on color.* Add \$30.USD for Slip NoMor Color Safety System.
2000 sq. ft....	Kits individually priced based on color.* Add \$60.USD for Slip NoMor Color Safety System.

\*See pg. 32 for pricing on color finishes

"We want to extend a note of appreciation regarding Slip NoMor Floor Finish. We have owned and operated a dance school instructing over 350 students every year for 35 years. With the advice of area wood specialists, we tried many different floor finishes that did not hold up to the constant wear of tap, jazz and ballet shoes. The end result was that the floor would eventually have to be replaced. Upon talking to Sam Jamison (Stagestep) at a UDMA show two years ago, we were able to discover the perfect product for our studio. With Slip NoMor Finish, we went from applying three finishes a year to one finish every two years. We no longer fight the splinters or repainting of lines. Slip NoMor Finish has truly been a lifesaver! The ease of application, as well as the support and knowledge from Stagestep, is much appreciated. Thanks again Sam and Slip NoMor Finish. We are a true testimonial of your product."

**Dick and Dianne Lohnes**  
Dianne's Dance World  
Perkin, IL

All prices include shipping & handling in the Continental U.S.A. For shipping outside of the Continental U.S.A., please contact Stagestep representative.

# Shipping & Ordering Information

## U.S. Headquarters

4701 Bath Street  
#46 Philadelphia, PA 19137  
215-636-9000  
267-672-2912 (fax)  
Email: [stagestep@stagestep.com](mailto:stagestep@stagestep.com)

## Canada

800-523-0960

## Australia: DancersWorld

Attention: Rex Grudnoff Int'l  
DancersWorld International  
PO Box 458 Kensington Park,  
Adelaide, Australia 5068  
Int'l Number: 618 8333 2366  
Local Number: 1300 656 657  
Fax: 618 8431 5035  
Email: [rex@dancersworld.com](mailto:rex@dancersworld.com)

## China: Hoge-China

Attention: John Hoge or Helen Li  
Int'l Number: 86-21-6886-9865  
Email: [helen\\_li@hoge-china.com](mailto:helen_li@hoge-china.com)

## Singapore: Er Dancefloor Systems

Attention: Ed Tay  
12 Fudu Park  
Singapore 879546  
Int'l Number: 65 9155 2267  
Email: [edtay8@gmail.com](mailto:edtay8@gmail.com)

## Mexico: Cache Interiores

Attention: Nancy Rodriguez  
Rio Colorado # 489 OTE  
COL DEL VALLE  
San Pedro Gaza Garcia 662200  
MEXICO  
Int'l Number: 81-73-25-00  
Email: [nrodriguez@cacheinteriores.com](mailto:nrodriguez@cacheinteriores.com)

## United Kingdom/Europe:

### Flint Hire Supply

Attention: John Joyce  
020-7703-9786  
Email: [sales@flints.co.uk](mailto:sales@flints.co.uk)

## FINANCING YOUR NEW FLOOR

**For Only \$100. Down and \$100. Per Month!**

Stagestep announces its "\$100.00 Down/\$100.00 per month" finance program in conjunction with **Allstate Capital**. Well-qualified applicants can secure flooring without a considerable upfront capital investment and at the same time sustain a positive cash flow.

Applications are available online at [www.stagestep.com](http://www.stagestep.com) or contact Allstate Capital directly at 800-949-0018 or [www.allstatecapital.com](http://www.allstatecapital.com).

Certain restrictions apply.

## HOT RUSH DELIVERY SERVICE

When you have little or no time between ordering your floor and that studio opening or upcoming performance... rely on the Stagestep Hot Rush Delivery Service. First, we ship your floor within 24 hours of receipt (in stock product only). We hot rush your order via truck. We call you with all the details of the shipment and an estimated time of arrival. We monitor the trucking company to make sure they expedite your order. There is a 10% surcharge for this service. Your Stagestep sales representative will assist you. Expedited shipping is also available at an extra charge.



Stagestep "eco friendly" products fit one or more of the following:

- Recyclable
- Reusable
- Made from recycled post consumer materials
- Made from renewable sources
- Made from managed forests
- Packaged in recyclable containers
- Made from recoverable waste materials
- No VOC's

## IMPORTANT POLICIES

Call customer service with any questions regarding shipping. 800-523-0960

- If you experience any problem with a Stagestep product, you must notify Stagestep within 72 hours of receipt to validate, exchange, credit, or file insurance claim.
- Stagestep will provide you with the computer tracking number, the shipping date, ETA, and trucking company.
- Free shipping of certain products means free ground shipping in the Continental U.S. only.
- You can select any trucking company or designate any appropriate means of pickup and transport. If you wish, Stagestep will act on your behalf and will ship the "best way" unless otherwise instructed.
- Stagestep is not responsible for costs related to the delay, damage, or installation of its flooring.
- Floors must be inspected for defects and dye-lot prior to installation.
- Installation of flooring denotes acceptance.
- Floors are shipped FOB our warehouse unless otherwise arranged via interstate trucking and fully insured in the customer's name. All claims must be made to the trucking company by the customer.
- Stagestep cannot guarantee a date or time of delivery. We can and will give you our best estimate.

*All floor colors shown are for reference only. Please call for actual samples.*

*All information and pricing supersedes materials published prior to January 2011. All prices subject to change.*

**Stagestep now has warehouse facilities in Australia and Europe to expedite international orders.**

# Shipping & Ordering Information

## TERMS AND AVAILABILITY

In stock- 2 days to three weeks delivery depending on destination. Special orders 3 to 8 weeks.

## SHIPPING

Flooring will be shipped FOB Philadelphia or unless otherwise arranged.

All other products will be shipped prepaid UPS or FedEx unless shipped with flooring via interstate trucking. All freight prepaid or C.O.D.

**Please note that truckers are not obliged to make inside deliveries. It is your responsibility to transport flooring from truck into your facility.**

For shipments outside the continental U.S., orders ship via UPS International or Federal Express. Please call for rate.

Stagestep is not responsible for delays in shipping once product has left our warehouse.

Flooring is shipped via interstate trucking. Cost is determined by weight and distance. Stagestep will be happy to quote shipping costs. We discount all published rates.

To order floorcare products or tape, call **800-523-0960**, 24 hours a day to order with your credit card information. (USA only.)

## PAYMENT

**Purchase orders** accepted from city, state, and federal institutions and public school systems. Net 30 days. All other orders must be prepaid. We accept **credit cards** (MasterCard, Visa, Discover, and American Express), **certified checks**, and **money orders** for U.S. and Canadian currency. Checks can now be faxed as payment to expedite your order. We can also provide current exchange rate for foreign currency.



“When The University of the Arts School of Dance first built its 10 dance studios 12 years ago, architects were hired to design a suspended subfloor. Within three years, the floors began to show wear - serious problems with warping, holes and separations. I contacted Stagestep to remedy the situation. New subfloors were installed and the problems were fixed. Over the years we have used Stagestep Marley in all the studios and theaters. The service, attention to details, rapid delivery have all be excellent and I recommend Stagestep for all dance needs. They are experts!”

**Susan B. Glazer,**  
**Director of the School of Dance of the University of the Arts (1982-2010)**  
Philadelphia, PA

All claims must be made to the trucking company by the customer.

## HOW TO ORDER

### PHONE

TOLL FREE ORDERING OR CUSTOMER SERVICE  
**800-523-0960** (Toll free in the U.S. & Canada)  
**215-636-9000**

### MAIL

Send your order to:

**STAGESTEP**  
**4701 Bath Street, #46 B**  
**Philadelphia, PA 19137**

Make checks payable to STAGESTEP

### FAX

**267-672-2912**

For credit card and check orders. Also for requests for information or price quotes.

### E-MAIL

**stagestep@stagestep.com**

For orders by credit card only. Also for requests for information or price quotes.


Visit our **WEBSITE** for the latest information on products, pricing and availability. **www.stagestep.com**

## ON-LINE UPDATES

Check **www.stagestep.com** for availability, prices changes, special sales, new products, and answers to your flooring questions.

## STAGESTEP E-NEWS

Receive the latest news, tips, and special offers. Simply sign up at **www.stagestep.com!**



# **STAGESTEP** Flooring Solutions

For Dance, Theatre and the Performing Arts

**PERMANENT AND  
PORTABLE FLOORING**

**FLOATING WOOD  
SUBFLOOR SYSTEMS**

**MAINTENANCE AND  
INSTALLATION PRODUCTS**

**BALLET BARRES, MIRRORS,  
AND HOME STUDIOS**

**800-523-0960**

(Toll free in the U.S. & Canada)

**215-636-9000**

**[www.stagestep.com](http://www.stagestep.com)  
[stagestep@stagestep.com](mailto:stagestep@stagestep.com)**