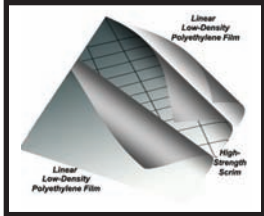


# FLOORING SURFACES INSTALLATION MATERIALS

For Architects,  
Specifiers and  
General Contractors



## INSTALLATION AESON VAPOR BARRIER *Versa Shield*

Excellent sheet vapor barrier applications with extra reinforcement scrim. Laminated in between the polyethylene layers. Specifications: 4' x100' (400ft<sup>2</sup>/roll) 8mil.

## VAPOR BARRIERS (LIQUID)



### *Bone Dry*

BONE DRY is a penetrating, permanent, waterproofing concrete sealer. Designed for long term sealing of concrete prior to installing Aeson flooring products. It is easy to apply. With over 30 years of use without call backs or job down time. Bone Dry is the ultimate water vapor solution.

## Adhesives

### SEMI-PERMANENT INSTALLATION

#### • RELEASE DOUBLE-FACED TAPE

2" x 36 yds. (50.80 mm x 32.92 lm)

Used in conjunction with top seam tape. Anchors all types.

### PERMANENT INSTALLATION

#### • AESON VINYL ADHESIVE

One gallon covers 15 sq. yds. (13 sq. meters)

#### • WELDING ROD 300 ft. (91.44 lm) TS only

## FOR PROFESSIONAL INSTALLATION

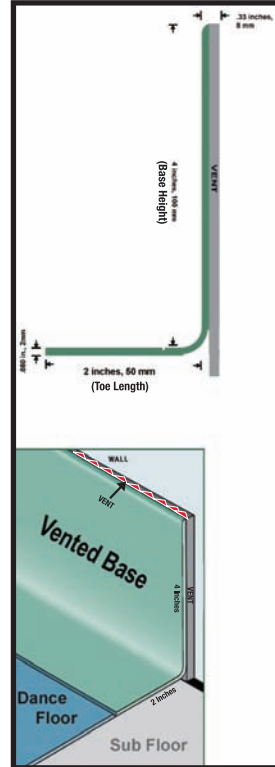
### 4" SEAM TAPE



Professional 4" wide double sided cloth adhesive tape for use in large floor installation and in difficult ReUselt applications. Professional installation is recommended when using this product. Specifications: 4" wide x 108'

CAUTION: All slabs must be covered with a vapor barrier. Use 10-12 mils plastic sheeting or liquid sealer. CAUTION: All tape has latex in the adhesive.


All installation materials do not include shipping costs. For detailed installation instructions, visit: [www.aesonflooring.com](http://www.aesonflooring.com)



## FLOORING SYSTEM ACCESSORIES VENTED WALL BASE



Aeson's unique vented wall base can be installed before or after the floor surface. The special backing material allows the area below the subfloor to constantly ventilate. The vinyl base material can also be heat welded to the dance floor surface if desired. Ventilated floor systems maintain the floor's dimensional stability, and help reduce any possible moisture build up below the subfloor. Sold in 78 3/4" long sections. Each section is 4" high with a 2" toe. Available in four colors: white, tan, black and grey.



## REUSELT SYSTEM

Now you can install virtually any floor surface over any existing sub-floor without messy adhesives, or having to hire expensive flooring contractors.

The ReUselt system gives you all the benefits of a permanent installation with the ease of a semi-permanent installation without the use of top tape or the hassle of resetting your floor every two years. Yet when you need to remove the floor you simply roll it up and take it away. Simply purchase new supply of ReUselt and install at your new location. Used ReUselt can be removed from the sub-floor and thrown away. You can install it yourself and it's goof proof.

Just follow the easy directions that come with each roll!

#### • Full rolls only

#### • 1 meter x 25 lm (3.25' x 82.5')

Caution: Exposure to extreme or variable heat conditions can cause failure. Contact Aeson at 800-523-0960 with questions. Do not apply over luan or any underlayment containing an oil-based finish. Consult with your Aeson representative for compatibility issues.